


Grid Storage Standard Operation Protocol

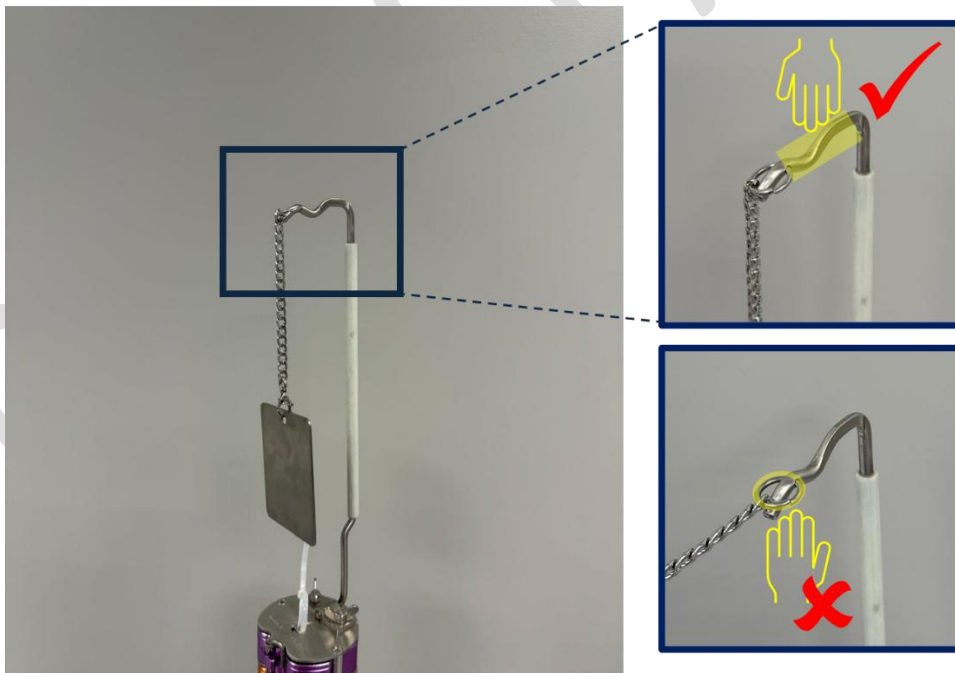
1. Preparation

Prepare the foam box, grid box holder and hemostat.




2. Procedure


- Open the lid and take out the neck plug. Take out the puck system through holding the central rod. Do not hold the o-ring.




- b) Put the puck system on the desk. Use forceps or hemostat to remove the safety pin in the puck system.



- c) Use the puck holder to take out the puck and put the puck in liquid nitrogen immediately.



- d) Put the safety pin back to the puck system with the appropriate orientation as shown in the photos below.



- e) Put the puck system into the liquid nitrogen tank.
f) Put the neck plug back to the tank properly.
g) Close and lock the lid.